

DEPARTMENT OF TAXES

Agency of Administration

Susanne R. Young, Secretary

Kaj Samsom, Commissioner

Gregg Mousley, Deputy Commissioner

Fiscal Year 2018 Budget Request



Department of Taxes

Fiscal Year 2018 Budget Request

Kaj Samsom, Commissioner

Gregg Mousley, Deputy Commissioner

Budget Development

Paul Rousseau CPA

AoA Chief Financial Officer

Jason Pinard

Financial Director II

Bradley Kukenberger

Financial Director II

Tax Department

FY 2018 Budget Request

Table of Contents

	Page
Executive Summary	4
Section 1: FY 2017 to FY 2018 Crosswalk	8
Section 2: Program Profiles Questionnaire	10
Section 3: Program Performance (32 VSA 307(c))	13
Section 4: Budget Rollup Reports	17
Section 5: Budget Detail Reports	20
Section 6: Personnel Summary Reports	31
Section 7: Organizational Charts	46
Section 8: Federal Funds/Interdepartmental/Grants	55
Section 9: Carry Forward Report	57

Agency of Administration

Department of Taxes

Executive Summary

Philosophy:

The Vermont Department of Taxes serves to collect the proper amount of tax revenue in a timely and efficient manner to pay for the goods and services people receive from the state. Department employees strive to offer the highest level of service to individual taxpayers, businesses, property owners, and Vermont's local governments. The Department's strategic goals are to process taxes more efficiently, improve communications with taxpayers and industry groups, reduce the tax gap, and support its workforce.

The Department includes the following divisions with their associated responsibilities:

Administration

The Administrative Division comprises Department leadership and legal team. It includes the commissioner, deputy commissioner, general counsel and attorneys, hearing officer, and taxpayer advocate. The division

responds to all tax policy inquiries from the governor, state legislature, and other stakeholders; issues rulings and technical bulletins to implement tax; and conducts tax appeal hearings.

Over the past six years, the Administration has taken major steps to improve efficiency and transparency. Improvements to tax processing and taxpayer communication are designed to raise the level of customer service and at the same time, lower the level of staff workloads. Measures taken to implement advanced technologies and hire staff with expertise in areas new to the Department work together to reach the Department's strategic goals.

In 2014, the Department purchased a modern integrated tax processing system. Branded as "VTax," it replaces aging systems that do not communicate with each other forcing staff to create time-consuming "workarounds" to do their jobs. The new system will be fully installed and implemented at the end of 2017, and it already has introduced more efficiency and convenience for both the taxpayer and Department staff. For example, prior to VTax, the Department operated and managed several online systems with different protocols and processes. With VTax, all tax types will be in one system with the same protocols and processes. Many taxes and claims previously filed on paper are now available for filing through a single online portal called myVTax. VTax touches all divisions within the Department streamlining processing for faster delivery of services to taxpayers.

Policy, Outreach and Legislative Affairs

The Policy, Outreach and Legislative Affairs Division (POLA) includes policy analysts, fiscal analysts, education specialists, website coordinator, and training specialist. Members of POLA staff research policy for evolving tax issues and tax statute in Vermont and other states for policy clarification and creation. Policy analysts respond to inquiries from taxpayers who have unique or complex circumstances requiring a thorough legal review of Vermont tax law and regulation. Working cooperatively with economists from the executive and legislative branches, POLA fiscal analysts prepare revenue forecasts for the state of Vermont.

To improve transparency and communication with the public and industry groups, the division's education specialists conduct outreach activities by developing workshops and seminars for taxpayers and stakeholder groups. In addition, POLA educators create and distribute educational materials, such as fact sheets and instructional videos, which are distributed primarily through digital media, such as the Department website, electronic newsletters, and social media. The website coordinator is a crucial link in these efforts and has created a robust communication channel for all stakeholders. Finally, the training specialist develops training programs so that all members of Department staff possess the knowledge and skill they need to do their jobs accurately and efficiently.

Taxpayer Services

The Taxpayer Services Division helps taxpayers by responding to questions, resolving tax problems, encouraging voluntary compliance with Vermont tax laws, and reviewing tax return information. The division administers 27 taxes, 6 licensing programs, the Homestead Declaration, and Property Tax Adjustment and Renter Rebate programs. The division includes personal income tax, business tax, corporate and business income tax, and miscellaneous tax sections.

The division continues its efforts to provide assistance with tax preparation to low income and senior Vermonters. Members of division staff coordinate with the IRS to train volunteers with the Vermont Income Tax Assistance and Tax Counseling for the Elderly (VITA/TCE) and AARP Foundation Tax-Aide to prepare federal and state income tax forms. The division's subject matter experts also serve as advisors for the development of educational materials and as speakers at workshops for tax professionals and at public outreach events.

Compliance

The Compliance Division, which includes the Audit and Collection sections, is the enforcement arm of the Department and works to advance the Department's goal to reduce the tax gap. Working towards this goal, the division implements technology-based compliance initiatives to enhance revenue collections and encourage voluntary compliance with tax statutes. To make voluntary compliance easier for taxpayers,

members of the Compliance staff often alert the Department on issues they find in the audit process and help find ways to give taxpayers a better understanding of their tax obligations.

The division also runs voluntary disclosure programs. For example, the division sends letters explaining use tax to businesses that are not registered to collect sales tax in Vermont. The division then offers these businesses the opportunity for voluntary compliance with paying use tax owed with a reduced exposure in time and penalty.

For taxpayers who cannot pay their taxes in full, the Collection Section will work with the taxpayer by negotiating a payment plan or seeking other solutions. For taxpayers who refuse to pay, Collections employs the tools available by law, such as liens, garnishment, and the use of outside collection agencies. In addition to tax collection, Compliance administers the refund offset program for 21 state and federal agencies. The refund offset program transfers a taxpayer funds to cover payments and debt owed to these agencies.

The Department is in its ninth year of placing qualifying debts with the U.S. Treasury Offset Program (TOPS). This program allows for the offset of federal income tax refunds to pay State of Vermont personal income and withholding debts. In this ongoing program, the division sends certified letters to taxpayers advising them of potential placement of their debts with TOPS. TOPS collects millions of dollars from federal refund offsets or from payments received directly from taxpayers.

Information Systems

The Information Systems (IS) Division provides technology solutions and support to all areas of the Department. With the implementation of VTax over the past three years, the division's challenge has been to continue to support the Department's enterprise tax systems and ancillary supporting systems that are not yet retired while at the same time supporting the development and implementation of VTax. IS staff members have shown their flexibility as new responsibilities and tasks are assigned with each year of VTax implementation. The division is making plans for an IS that may be reconfigured and function somewhat differently when implementation is completed.

IS collaborated with the Department's Division of Property Valuation and Review and the Vermont Information Consortium to launch the electronic Current Use (eCUSE) application. IS staff also participated in the development of training materials and efforts to train all stakeholders on how to use the system. Work continues to fine-tune the application and add more services for property owners, consulting foresters, county foresters, and municipal officials.

IS has in place federal/state modernized e-File (MeF) consistent with the IRS e-file system. This program allows Vermont taxpayers to have both their federal and state personal income tax returns processed electronically.

Vermont taxpayer participation in the federal/state e-file program has continued to increase annually.

Finance Division

The Finance Division is responsible for a number of diverse functions, including all revenue accounting, business functions, and returns processing needs for the Department. These duties include receipt, opening, extraction, and routing of all incoming mail; tax return validation and control for data entry or document preparation for scanning/imaging; data capture of all documents via scanning/imaging technology; daily bank deposits and related cash management functions including electronic funds transfers and credit card payments; bank account/general ledger reconciliations; and preparing year-end GAAP/GASB 34 reports. The division also is responsible for the development, creation, and update of tax forms and distribution as well as the ordering and maintenance of Department equipment and supplies.

Property Valuation and Review

Property Valuation and Review (PVR) provides administrative support for Vermont's property tax system. It also provides staff support for the development of property tax policies and administration of several property tax related programs. Most major functions assigned to the division involve taxes and programs that are primarily administered by municipal governments.

Therefore, PVR works extensively with local governments in performance of its duties. PVR district advisors provide technical assistance to local assessment officials in the valuation of property and the administration of the property tax.

Specific programs and functions include the Equalization Study of municipal grand lists, use value appraisal program (Current Use), and support for the CAMA computer software used by municipalities for grand list valuation and property tax administration purposes. PVR also supports the web-based software for filing taxes and forms for the Current Use Program (eCUSE), as well as automated data exchange systems with municipal listers and assessors for the Equalization Study, the Current Use Program, and grand list data. PVR prepares statistical data and reports for these studies in addition to an annual report.

PVR processes the statewide real property taxes, such as real estate withholding, property transfer and lands gains, and the system of hearing officers to adjudicate property valuation appeals from municipal appraisals. PVR also develops and administers education and training programs for municipal listers and assessors.

FY 2017 Budget to FY 2018 Request

Department of Taxes



Section 1

**FY 2018 Budget
Submission**

Fiscal Year 2018 Budget Development Form - Tax

	General \$\$	Transp \$\$	Special \$\$	Interdept'l Transfer \$\$	All other \$\$	Total \$\$
Tax: FY 2017 (As Passed)	16,349,276	0	1,370,888	142,566	0	17,862,730
FAST Maintenance moved into Operating Budget	500,000					500,000
Base Salary and Benefit Change	339,183					339,183
Software, subscriptions, data feeds,	298,808					298,808
Single Audit Allocation Increase	158,527					158,527
Non-Dii Security Software licenses (Splunk, Nessus, NuHarbor, Penetration Testing etc.	125,846					125,846
DEX Fraud Services	120,000					120,000
Postage Increase to reflect Actual Expenditures	115,630					115,630
Increase Temporary Employees to Actual Expenditures	100,000					100,000
Employer Assessment (2 FTE for one-half year)	100,000					100,000
Phones Increase (DII - ACD Lines)	70,855					70,855
Internal Service Fund Increases (FFS, VISION, DHR, Insurance, etc)	26,580					26,580
DII Allocation Increases	45,166					45,166
DII SLA Increases	41,471					41,471
Furniture & Equipment replacement	33,825					33,825
Disaster Recovery Site costs	20,000					20,000
Increase in 3rd party appraisal costs	15,000					15,000
Printing Costs	9,300					9,300
All Other Operating Ups and Downs	(6,795)					(6,795)
Travel Costs	(13,231)					(13,231)
Decrease in legal & service of papers costs	(21,000)					(21,000)
IT & office supplies	(24,650)					(24,650)
Training budget	(32,715)					(32,715)
Decrease in Info tech consultants (PCC , VIC, Mincar, Phoenix Tech)	(37,397)					(37,397)
Repairs & Maintenance costs (BancTec, Bell & Howell, etc)	(68,204)					(68,204)
Software discontinuance (Sybase, Oracle,Mythics)	(189,499)					(189,499)
Subtotal of increases/decreases	1,726,700	0	0	0	0	1,726,700
FY 2018 Budget Request	18,075,976	0	1,370,888	142,566	0	19,589,430

Program Budget Profiles

 Department of Taxes



Section 2

**FY 2018 Budget
Submission**

FY18 Appropriations Committee Questionnaire

Vermont Department of Taxes

1.

a. What are your programs?

The Vermont Department of Taxes is responsible for collecting 30 different taxes, implementing tax credits, and issuing refund checks. Any “programs” the Department has developed support the efficient administration of these taxes, credits, and refunds. Examples of programs are the Current Use Program administered by the Property Valuation and Review Division and the voluntary disclosure program administered by the Compliance Division.

b. How do these programs meet your core mission?

The mission of the Vermont Department of Taxes is to collect the proper amount of tax revenue in a timely and efficient manner to pay for the goods and services provided by state government. Tax collection processes, both for those who file in a voluntary and timely fashion and for those who require state intervention, are essential to fulfilling the Department's core mission.

2.

a. What does success in each program look like to Vermonters both those served by the program and the general population?

Success is collecting the right amount of tax owed – no more, no less – with minimum burden on the taxpayer and Department in terms of time, effort expended, anxiety caused, and cost.

b. What performance measures are used to determine progress and what baseline data is available (current and proposed budget, # served, etc)?

FY18 Appropriations Committee Questionnaire

The Department is now using Results Based Accountability (RBA) performance measures. FY16 was the first year of this new performance metric program. We have identified three programs within the Department and have described in detail the performance measures for each.

Program 1: TOP 100 List. Measures include amount collected, percent of top 100 in payment plans, and percent of total debts collected.

Program 2: Current Use Administration. Performance measures include total participants, total parcels, number of applications, and application processing time.

Program 3: Refund Review. Performance measures include number of refunds reviewed, number of fraudulent returns stopped, amount of fraudulent refund stopped, number of FTEs utilized, and percent of fraudulent returns stopped.

These programs are described in more detail in the Department's description of our RBA program.

3. Is there a better way?

Yes, we have been working on several technology-based solutions. The key to achieving our core mission is the implementation of an integrated tax processing system (ITS) to leverage new technologies in the administration of tax collection. The Department has just completed the second phase of a four-year project to build a new ITS called "VTax." VTax will enable better access to data, new forecasting and trend analysis that will greatly improve the tax processing and tax collection functions. Faster processing, better correspondence, online functionality, and improved collection and audit functions are just some of the enhancements VTax brings to the Department. The Department has successfully migrated eleven tax types into VTax during the first two phases. Personal Income Tax and Property Transfer Tax are scheduled to be migrated in FY17.

Program Performance*

*per 32 VSA §307(c)



Department of Taxes



Section 3

FY 2018 Budget Submission

Department of Taxes

Mission Statement:

The mission of the Department of Taxes is to collect the proper amount of tax revenue in a timely, efficient and fair manner to pay for the goods and services people receive from State government; to administer property tax assistance programs through highly efficient means; to serve local governments by striving to improve local property tax assessment practices; and to assist and service taxpayers, legislators and others to the maximum extent feasible.

Goals:

The Department of Taxes has four main goals 1) to process taxes more efficiently, 2) to improve taxpayer communication, 3) to reduce the tax gap, and 4) to attract, develop, promote and retain the best possible workforce.

Indicators:

The Department is using several indicators and activities to help inform and improve the way we work. The amount of revenue collected from compliance programs indicates how well the Department is doing at reducing the tax gap. For example, the Department was charged with publishing the names of the Top 100 individuals and Top 100 businesses with the largest tax debts. Careful measurement of this new initiative will help gauge its effectiveness and utility. Specifically, the Department aims to increase compliance from those with the highest delinquencies. The Department will track how much is collected from those who are on the lists or are could be put on the list and aim to increase the percentage of those in compliance. Staff time is also being tracked to measure the effectiveness of this effort compared to other collection activities.

In our goal of processing taxes more efficiently the Department strives to reduce processing times for tax returns and tax programs and identify and reduce waste and fraud. The Department's processing of Current Use applications and refund Fraud Prevention efforts are both being monitored in order to allocate appropriate resources for this work. Current Use is monitoring the number of applications and the time it takes to research and approve applications in an effort to reduce processing times. Modernization efforts such as an electronic submission and processing system, called eCUSE, will greatly improve functionality and speed.

For Fraud Prevention, the Department has already implemented a Data Warehouse to help identify suspicious refund requests and stop fraudulent requests from being paid. Tracking the number and dollar amount of fraudulent returns stopped highlights the significance of the problem and whether additional resources are needed. As with the Top 100 and Current Use activities, staff time is tracked to gauge efficiency of the Fraud Prevention work and understand how best to allocate resources in the future.

Groups of people served:

The Department serves all taxpayers, businesses, individuals and property owners, and anyone applying for credits or Current Use. While the three programs, Top 100, Current Use, and Fraud Prevention, all serve more discrete populations, understanding the effectiveness of those programs helps improve service to all taxpayers and ensures efficient use of taxpayer dollars.

Resources:

The Department meets its current obligations but continues to strive to better the way it does business. Process change is labor intensive and difficult to do simultaneously while maintaining day-to-day processing. Future needs include additional IT modernization investments, and different staffing issues may arise as the Department strives to be more efficient.

Programmatic Changes:

The Department has initiated a large scale project to replace its computer systems over the next three years (the project began in early 2014). The system chosen is a Commercial Off The Shelf (COTS) product that is best used without customization. This requires the Department to review its internal processes and make adjustments as necessary to the COTS product. As the new computer system comes online, the Department will undergo changes to its structure, positions and processes. Passage of a federal law allowing states to compel collection of the sales tax by remote vendors may hold the greatest potential to increase Department work in registering vendors and processing returns.

For Current Use, the Department has invested in a custom product to allow for electronic filing and processing of Current Use applications. This should allow the Department to more efficiently process these applications, freeing up time for improved customer service and further review of properties that are already enrolled in the program. Additional investments in this system will improve functionality and utility.

The Top 100 efforts are a new activity and careful scrutiny is needed to understand the effectiveness compared to other collections activities. Additionally, the Department will explore whether pieces of the process can or should be automated.

The resources needed for Fraud Prevention work will continue to be driven by the volume of fraudulent requests the Department receives. Utilizing existing technology and improvements in detection from the upgraded computer system, the Department will be better able to identify and stop fraud. Current trends suggest that additional resources will be needed for Fraud Prevention.

Capital Improvement:

The Department is currently using two designated funds that will improve all three of the projects detailed, Current Use, Fraud Prevention, and Top 100. These two funds are largely dedicated to fund investments in IT improvements. Continued investment in technology changes will help the Department provide better, faster service without increasing staffing needs. The large scale tax processing system, which began implementation in 2014, will allow easier management of the Top 100 list as it will provide a single view of a taxpayer. The current IT structure at the Department involves three legacy systems which often must be cross referenced to see the full picture of a taxpayer's obligations with the Department. The Tax Computer Modernization Fund is allowing the Department to make this investment through a self-funding mechanism.

Current Use is similarly seeing IT improvements, with a processing system that is currently being used internally and will soon roll out functionality for external customers. This investment is made possible through the continued existence of a special fund.

Budget Rollup Report

 Department of Taxes



Section 4

**FY 2018 Budget
Submission**

State of Vermont

Organization: 1140010000 - Tax - administration/collection

Budget Object Group: 1. PERSONAL SERVICES

Budget Object Rollup Name	FY2016 Actuals	FY2017 Original As Passed Budget	FY2017 Governor's BAA Recommended Budget	FY2018 Governor's Recommended Budget	Difference Between FY2018 Governor's Recommend and FY2017 As Passed	Percent Change FY2018 Governor's Recommend and FY2017 As Passed
Salaries and Wages	9,007,391	9,003,197	9,003,197	9,389,780	386,583	4.3%
Fringe Benefits	4,093,653	4,558,655	4,558,655	4,465,059	(93,596)	-2.1%
Contracted and 3rd Party Service	702,805	439,012	439,012	556,000	116,988	26.6%
PerDiem and Other Personal Services	38,805	86,100	86,100	61,100	(25,000)	-29.0%
Budget Object Group Total: 1. PERSONAL SERVICES	13,842,654	14,086,964	14,086,964	14,471,939	384,975	2.7%

Budget Object Group: 2. OPERATING

Budget Object Rollup Name	FY2016 Actuals	FY2017 Original As Passed Budget	FY2017 Governor's BAA Recommended Budget	FY2018 Governor's Recommended Budget	Difference Between FY2018 Governor's Recommend and FY2017 As Passed	Percent Change FY2018 Governor's Recommend and FY2017 As Passed
Equipment	93,019	166,675	166,675	224,788	58,113	34.9%
IT/Telecom Services and Equipment	1,008,732	1,226,584	1,226,584	1,368,827	142,243	11.6%
Travel	98,993	121,531	121,531	108,300	(13,231)	-10.9%
Supplies	123,160	129,880	129,880	114,650	(15,230)	-11.7%
Other Purchased Services	1,319,275	1,064,741	1,064,741	1,967,999	903,258	84.8%
Other Operating Expenses	204,734	49,650	49,650	209,177	159,527	321.3%
Rental Other	22,620	32,500	32,500	22,000	(10,500)	-32.3%
Rental Property	846,866	865,551	865,551	926,254	60,703	7.0%
Property and Maintenance	129,158	118,654	118,654	49,650	(69,004)	-58.2%
Debt Service and Interest	42,975	-	-	-	-	0.0%
Rentals	-	-	-	125,846	125,846	0.0%
Budget Object Group Total: 2. OPERATING	3,889,531	3,775,766	3,775,766	5,117,491	1,341,725	35.5%

State of Vermont

Organization: 1140010000 - Tax - administration/collection

Budget Object Group: 3. GRANTS

Budget Object Rollup Name	FY2016 Actuals	FY2017 Original As Passed Budget	FY2017 Governor's BAA Recommended Budget	FY2018 Governor's Recommended Budget	Difference Between Recommend and As Passed	Percent Change Recommend and As Passed
Grants Rollup	-	-	-	-	-	0.0%
Budget Object Group Total: 3. GRANTS	-	-	-	-	-	0.0%

Total Expenses	17,732,185	17,862,730	17,862,730	19,589,430	1,726,700	9.7%
-----------------------	-------------------	-------------------	-------------------	-------------------	------------------	-------------

Fund Name	FY2016 Actuals	FY2017 Original As Passed Budget	FY2017 Governor's BAA Recommended Budget	FY2018 Governor's Recommended Budget	Difference Between FY2018 Governor's Recommend and FY2017 As Passed	Percent Change FY2018 Governor's Recommend and FY2017 As Passed
General Funds	16,108,997	16,349,276	16,349,276	18,075,976	1,726,700	10.6%
Special Fund	1,480,621	1,370,888	1,370,888	1,370,888	-	0.0%
IDT Funds	142,566	142,566	142,566	142,566	-	0.0%
Funds Total	17,732,185	17,862,730	17,862,730	19,589,430	1,726,700	9.7%

Position Count				162.00		
FTE Total				162.00		

Budget Detail Reports

 Department of Taxes



Section 5

**FY 2018 Budget
Submission**

State of Vermont

Organization: 1140010000 - Tax - administration/collection

Budget Object Group: 1. PERSONAL SERVICES

		FY2016 Actuals	FY2017 Original As Passed Budget	FY2017 Governor's BAA Recommended Budget	FY2018 Governor's Recommended Budget	Difference Between FY2018 Governor's Recommend and FY2017 As Passed	Percent Change FY2018 Governor's Recommend and FY2017 As Passed
Salaries and Wages							
Description	Code						
Classified Employees	500000	8,980,334	7,775,164	7,775,164	8,325,240	550,076	7.1%
Exempt	500010	-	925,766	925,766	929,240	3,474	0.4%
Other Regular Employees	500020	-	266,967	266,967	-	(266,967)	-100.0%
Temporary Employees	500040	-	270,000	270,000	370,000	100,000	37.0%
Overtime	500060	27,057	15,300	15,300	15,300	-	0.0%
Vacancy Turnover Savings	508000	-	(250,000)	(250,000)	(250,000)	-	0.0%
Total: Salaries and Wages		9,007,391	9,003,197	9,003,197	9,389,780	386,583	4.3%

		FY2016 Actuals	FY2017 Original As Passed Budget	FY2017 Governor's BAA Recommended Budget	FY2018 Governor's Recommended Budget	Difference Between FY2018 Governor's Recommend and FY2017 As Passed	Percent Change FY2018 Governor's Recommend and FY2017 As Passed
Fringe Benefits							
Description	Code						
FICA - Classified Employees	501000	661,065	615,231	615,231	636,879	21,648	3.5%
FICA - Exempt	501010	-	70,820	70,820	71,086	266	0.4%
Health Ins - Classified Empl	501500	1,746,043	1,895,247	1,895,247	1,744,179	(151,068)	-8.0%
Health Ins - Exempt	501510	-	146,457	146,457	161,065	14,608	10.0%
Health Ins - Other	501520	-	17,273	17,273	-	(17,273)	-100.0%
Retirement - Classified Empl	502000	1,424,450	1,401,831	1,401,831	1,445,737	43,906	3.1%
Retirement - Exempt	502010	-	128,507	128,507	134,967	6,460	5.0%
Dental - Classified Employees	502500	103,671	123,670	123,670	118,306	(5,364)	-4.3%
Dental - Exempt	502510	-	9,130	9,130	10,322	1,192	13.1%
Dental - Other	502520	-	830	830	-	(830)	-100.0%
Life Ins - Classified Empl	503000	21,611	28,659	28,659	35,129	6,470	22.6%
Life Ins - Exempt	503010	-	3,033	3,033	3,922	889	29.3%
LTD - Classified Employees	503500	2,582	988	988	1,195	207	21.0%

State of Vermont

Organization: 1140010000 - Tax - administration/collection

Fringe Benefits		FY2016 Actuals	FY2017 Original	FY2017	FY2018	Difference Between	Percent Change
			As Passed Budget	Governor's BAA Recommended Budget	Governor's Recommended Budget	FY2018 Governor's Recommend and FY2017 As Passed	FY2018 Governor's Recommend and FY2017 As Passed
LTD - Exempt	503510	-	1,495	1,495	1,360	(135)	-9.0%
EAP - Classified Empl	504000	4,490	4,470	4,470	4,470	-	0.0%
EAP - Exempt	504010	-	360	360	390	30	8.3%
Employee Room Allowance	504520	-	53,820	53,820	53,820	-	0.0%
Employee Tuition Costs	504530	627	2,000	2,000	2,000	-	0.0%
Workers Comp - Ins Premium	505200	74,437	41,934	41,934	27,332	(14,602)	-34.8%
Unemployment Compensation	505500	46,622	12,900	12,900	12,900	-	0.0%
Catamount Health Assessment	505700	8,055	-	-	-	-	0.0%
Total: Fringe Benefits		4,093,653	4,558,655	4,558,655	4,465,059	(93,596)	-2.1%

Contracted and 3rd Party Service		FY2016 Actuals	FY2017 Original	FY2017	FY2018	Difference Between	Percent Change
			As Passed Budget	Governor's BAA Recommended Budget	Governor's Recommended Budget	FY2018 Governor's Recommend and FY2017 As Passed	FY2018 Governor's Recommend and FY2017 As Passed
Description	Code						
Contr & 3Rd Party - Legal	507200	3,000	-	-	3,000	3,000	0.0%
Contr&3Rd Pty-Appr/Engineering	507300	8,225	-	-	15,000	15,000	0.0%
Contr&3Rd Pty-Educ & Training	507350	21,888	2,615	2,615	15,000	12,385	473.6%
Contr&3Rd Pty - Info Tech	507550	497,435	63,597	63,597	412,500	348,903	548.6%
Other Contr and 3Rd Pty Serv	507600	99,492	306,800	306,800	40,500	(266,300)	-86.8%
Recording & Other Fees	507620	67,788	66,000	66,000	70,000	4,000	6.1%
Temporary Employment Agencies	507630	4,977	-	-	-	-	0.0%
Total: Contracted and 3rd Party Service		702,805	439,012	439,012	556,000	116,988	26.6%

State of Vermont

Organization: 1140010000 - Tax - administration/collection

PerDiem and Other Personal Services		FY2016 Actuals	FY2017 Original As Passed Budget	FY2017 Governor's BAA Recommended Budget	FY2018 Governor's Recommended Budget	Difference Between FY2018 Governor's Recommend and FY2017 As Passed	Percent Change FY2018 Governor's Recommend and FY2017 As Passed
Description	Code						
Per Diem	506000	10,556	40,600	40,600	40,600	-	0.0%
Other Pers Serv	506200	-	-	-	-	-	0.0%
Transcripts	506220	314	500	500	500	-	0.0%
Sheriffs	506230	(320)	-	-	-	-	0.0%
Service of Papers	506240	28,256	45,000	45,000	20,000	(25,000)	-55.6%
Total: PerDiem and Other Personal Services		38,805	86,100	86,100	61,100	(25,000)	-29.0%
Total: 1. PERSONAL SERVICES		13,842,654	14,086,964	14,086,964	14,471,939	384,975	2.7%

Budget Object Group: 2. OPERATING

Debt Service and Interest		FY2016 Actuals	FY2017 Original As Passed Budget	FY2017 Governor's BAA Recommended Budget	FY2018 Governor's Recommended Budget	Difference Between Recommend and As Passed	Percent Change Recommend and As Passed
Description	Code						
Agency Fund Payments	551400	42,975	-	-	-	-	0.0%
Total: Debt Service and Interest		42,975	-	-	-	-	0.0%

Equipment		FY2016 Actuals	FY2017 Original As Passed Budget	FY2017 Governor's BAA Recommended Budget	FY2018 Governor's Recommended Budget	Difference Between FY2018 Governor's Recommend and FY2017 As Passed	Percent Change FY2018 Governor's Recommend and FY2017 As Passed
Description	Code						
Hardware - Desktop & Laptop Pc	522216	34,587	36,500	36,500	50,000	13,500	37.0%
Hw - Printers,Copiers,Scanners	522217	24,580	30,175	30,175	15,500	(14,675)	-48.6%
Software-Security	522288	-	100,000	100,000	124,288	24,288	24.3%
Other Equipment	522400	-	-	-	-	-	0.0%

State of Vermont

Organization: 1140010000 - Tax - administration/collection

Equipment		FY2016 Actuals	FY2017 Original As Passed Budget	FY2017 Governor's BAA Recommended Budget	FY2018 Governor's Recommended Budget	Difference Between FY2018 Governor's Recommend and FY2017 As Passed	Percent Change FY2018 Governor's Recommend and FY2017 As Passed
Office Equipment	522410	-	-	-	-	-	0.0%
Furniture & Fixtures	522700	33,851	-	-	35,000	35,000	0.0%
Total: Equipment		93,019	166,675	166,675	224,788	58,113	34.9%

IT/Telecom Services and Equipment		FY2016 Actuals	FY2017 Original As Passed Budget	FY2017 Governor's BAA Recommended Budget	FY2018 Governor's Recommended Budget	Difference Between FY2018 Governor's Recommend and FY2017 As Passed	Percent Change FY2018 Governor's Recommend and FY2017 As Passed
Description	Code						
Internet	516620	3,940	-	-	4,000	4,000	0.0%
Tele-Internet-Dsl-Cable Modem	516626	-	-	-	-	-	0.0%
Telecom-Other Telecom Services	516650	-	-	-	-	-	0.0%
Telecom-Toll Free Phone Serv	516657	36,464	20,000	20,000	38,500	18,500	92.5%
Telecom-Conf Calling Services	516658	-	-	-	-	-	0.0%
Telecom-Wireless Phone Service	516659	323	-	-	-	-	0.0%
It Intersvccost- Dii Other	516670	-	-	-	-	-	0.0%
It Intsvccost-Vision/Isdassess	516671	145,285	141,204	141,204	146,882	5,678	4.0%
It Intsvccost- Dii - Telephone	516672	298	54,000	54,000	166,137	112,137	207.7%
It Inter Svc Cost Data Process	516677	-	-	-	-	-	0.0%
It Inter Svc Cost User Support	516678	390,698	900,000	900,000	275,635	(624,365)	-69.4%
Software as a Service	519085	157,692	-	-	24,323	24,323	0.0%
Hw - Other Info Tech	522200	991	-	-	500,000	500,000	0.0%
Hw-Server,Mainfrme,Datastorequ	522214	-	-	-	-	-	0.0%
Hw-Telephone Systems&Equip	522218	-	-	-	-	-	0.0%
Hardware-Telephone User Equip	522219	-	-	-	-	-	0.0%
Software - Other	522220	273,041	111,380	111,380	213,350	101,970	91.6%
Software - Office Technology	522221	-	-	-	-	-	0.0%
Sw-Database&Management Sys	522222	-	-	-	-	-	0.0%

State of Vermont

Organization: 1140010000 - Tax - administration/collection

		FY2016 Actuals	FY2017 Original As Passed Budget	FY2017 Governor's BAA Recommended Budget	FY2018 Governor's Recommended Budget	Difference Between FY2018 Governor's Recommend and FY2017 As Passed	Percent Change FY2018 Governor's Recommend and FY2017 As Passed
IT/Telecom Services and Equipment							
Sw-Website Dev Maint Hosting	522224	-	-	-	-	-	0.0%
Sw-Program&Application Develop	522229	-	-	-	-	-	0.0%
Total: IT/Telecom Services and Equipment		1,008,732	1,226,584	1,226,584	1,368,827	142,243	11.6%

		FY2016 Actuals	FY2017 Original As Passed Budget	FY2017 Governor's BAA Recommended Budget	FY2018 Governor's Recommended Budget	Difference Between FY2018 Governor's Recommend and FY2017 As Passed	Percent Change FY2018 Governor's Recommend and FY2017 As Passed
Other Operating Expenses							
Description	Code						
Single Audit Allocation	523620	177,734	23,650	23,650	182,177	158,527	670.3%
Registration & Identification	523640	27,000	26,000	26,000	27,000	1,000	3.8%
Total: Other Operating Expenses		204,734	49,650	49,650	209,177	159,527	321.3%

		FY2016 Actuals	FY2017 Original As Passed Budget	FY2017 Governor's BAA Recommended Budget	FY2018 Governor's Recommended Budget	Difference Between FY2018 Governor's Recommend and FY2017 As Passed	Percent Change FY2018 Governor's Recommend and FY2017 As Passed
Other Purchased Services							
Description	Code						
Insurance Other Than Empl Bene	516000	24,752	5,469	5,469	5,655	186	3.4%
Insurance - General Liability	516010	-	20,376	20,376	21,189	813	4.0%
Dues	516500	18,912	39,381	39,381	35,500	(3,881)	-9.9%
Licenses	516550	3,671	2,200	2,200	4,000	1,800	81.8%
Telecom-Mobile Wireless Data	516623	180	-	-	-	-	0.0%
Telecom-Telephone Services	516652	30,489	12,645	12,645	65,000	52,355	414.0%
It Int Svc Dii Allocated Fee	516685	164,863	164,834	164,834	179,945	15,111	9.2%
Advertising-Print	516813	-	-	-	-	-	0.0%
Advertising - Job Vacancies	516820	172	-	-	-	-	0.0%

State of Vermont

Organization: 1140010000 - Tax - administration/collection

Other Purchased Services		FY2016 Actuals	FY2017 Original	FY2017	FY2018	Difference Between	Percent Change
			As Passed Budget	Governor's BAA Recommended Budget	Governor's Recommended Budget	FY2018 Governor's Recommend and FY2017 As Passed	FY2018 Governor's Recommend and FY2017 As Passed
Trade Shows & Events	516870	2,070	-	-	3,000	3,000	0.0%
Photography	516875	250	-	-	-	-	0.0%
Printing and Binding	517000	54,154	96,700	96,700	51,500	(45,200)	-46.7%
Printing & Binding-Bgs Copy Ct	517005	88,170	45,500	45,500	100,000	54,500	119.8%
Photocopying	517020	280	-	-	-	-	0.0%
Process&Printg Films, Microfilm	517050	-	-	-	-	-	0.0%
Registration For Meetings&Conf	517100	5,284	15,100	15,100	5,000	(10,100)	-66.9%
Training - Info Tech	517110	1,728	35,000	35,000	-	(35,000)	-100.0%
Postage	517200	314,071	254,370	254,370	320,000	65,630	25.8%
Postage - Bgs Postal Svcs Only	517205	211,738	200,000	200,000	250,000	50,000	25.0%
Freight & Express Mail	517300	1,471	1,500	1,500	-	(1,500)	-100.0%
Instate Conf, Meetings, Etc	517400	-	-	-	-	-	0.0%
Outside Conf, Meetings, Etc	517500	-	-	-	-	-	0.0%
Other Purchased Services	519000	495	3,500	3,500	-	(3,500)	-100.0%
Agency Fee	519005	128,779	92,666	92,666	129,000	36,334	39.2%
Human Resources Services	519006	83,588	75,500	75,500	85,947	10,447	13.8%
Administrative Service Charge	519010	-	-	-	-	-	0.0%
Moving State Agencies	519040	-	-	-	-	-	0.0%
Infrastructure as a Service	519081	184,157	-	-	712,263	712,263	0.0%
Total: Other Purchased Services		1,319,275	1,064,741	1,064,741	1,967,999	903,258	84.8%

Property and Maintenance		FY2016 Actuals	FY2017 Original	FY2017	FY2018	Difference Between	Percent Change
			As Passed Budget	Governor's BAA Recommended Budget	Governor's Recommended Budget	FY2018 Governor's Recommend and FY2017 As Passed	FY2018 Governor's Recommend and FY2017 As Passed
Description	Code						
Recycling	510220	1,840	2,800	2,800	2,000	(800)	-28.6%
Exterminators	510510	210	-	-	-	-	0.0%

State of Vermont

Organization: 1140010000 - Tax - administration/collection

Property and Maintenance		FY2016 Actuals	FY2017 Original	FY2017	FY2018	Difference Between	Percent Change
			As Passed Budget	Governor's BAA Recommended Budget	Governor's Recommended Budget	FY2018 Governor's Recommend and FY2017 As Passed	FY2018 Governor's Recommend and FY2017 As Passed
Repair & Maint - Buildings	512000	192	1,264	1,264	22,000	20,736	1,640.5%
Rep&Maint-Info Tech Hardware	513000	-	3,900	3,900	-	(3,900)	-100.0%
Repair&Maintenance-Compsys Hw	513005	-	-	-	-	-	0.0%
Repair & Maint - Office Tech	513010	26,514	39,736	39,736	25,650	(14,086)	-35.4%
Repair & Maintenance - Softwar	513015	13,284	-	-	-	-	0.0%
Repair&Maint-Non-Info Tech Equ	513100	87,118	70,954	70,954	-	(70,954)	-100.0%
Other Repair & Maint Serv	513200	-	-	-	-	-	0.0%
Total: Property and Maintenance		129,158	118,654	118,654	49,650	(69,004)	-58.2%

Rental Other		FY2016 Actuals	FY2017 Original	FY2017	FY2018	Difference Between	Percent Change
			As Passed Budget	Governor's BAA Recommended Budget	Governor's Recommended Budget	FY2018 Governor's Recommend and FY2017 As Passed	FY2018 Governor's Recommend and FY2017 As Passed
Description	Code						
Rental - Auto	514550	22,020	24,000	24,000	22,000	(2,000)	-8.3%
Rental - Office Equipment	514650	-	3,500	3,500	-	(3,500)	-100.0%
Rental - Other	515000	600	5,000	5,000	-	(5,000)	-100.0%
Total: Rental Other		22,620	32,500	32,500	22,000	(10,500)	-32.3%

Rental Property		FY2016 Actuals	FY2017 Original	FY2017	FY2018	Difference Between	Percent Change
			As Passed Budget	Governor's BAA Recommended Budget	Governor's Recommended Budget	FY2018 Governor's Recommend and FY2017 As Passed	FY2018 Governor's Recommend and FY2017 As Passed
Description	Code						
Fee-For-Space Charge	515010	846,866	865,551	865,551	926,254	60,703	7.0%
Total: Rental Property		846,866	865,551	865,551	926,254	60,703	7.0%

State of Vermont

Organization: 1140010000 - Tax - administration/collection

Supplies		FY2016 Actuals	FY2017 Original	FY2017	FY2018	Difference Between	Percent Change
			As Passed Budget	Governor's BAA Recommended Budget	Governor's Recommended Budget	FY2018 Governor's Recommend and FY2017 As Passed	FY2018 Governor's Recommend and FY2017 As Passed
Description	Code						
Office Supplies	520000	49,700	62,550	62,550	53,000	(9,550)	-15.3%
Stationary & Envelopes	520015	618	-	-	-	-	0.0%
Vehicle & Equip Supplies&Fuel	520100	-	-	-	-	-	0.0%
Gasoline	520110	14	-	-	-	-	0.0%
Other General Supplies	520500	-	100	100	-	(100)	-100.0%
It & Data Processing Supplies	520510	10,610	15,000	15,000	-	(15,000)	-100.0%
Educational Supplies	520540	208	-	-	-	-	0.0%
Recognition/Awards	520600	-	-	-	-	-	0.0%
Food	520700	3,667	1,650	1,650	1,650	-	0.0%
Books&Periodicals-Library/Educ	521500	5,534	5,000	5,000	-	(5,000)	-100.0%
Subscriptions	521510	51,076	45,000	45,000	60,000	15,000	33.3%
Subscriptions Other Info Serv	521515	1,733	580	580	-	(580)	-100.0%
Other Books & Periodicals	521520	-	-	-	-	-	0.0%
Total: Supplies		123,160	129,880	129,880	114,650	(15,230)	-11.7%

Travel		FY2016 Actuals	FY2017 Original	FY2017	FY2018	Difference Between	Percent Change
			As Passed Budget	Governor's BAA Recommended Budget	Governor's Recommended Budget	FY2018 Governor's Recommend and FY2017 As Passed	FY2018 Governor's Recommend and FY2017 As Passed
Description	Code						
Travel-Inst-Auto Mileage-Emp	518000	70,536	85,706	85,706	75,000	(10,706)	-12.5%
Travel-Inst-Other Transp-Emp	518010	4,500	-	-	5,000	5,000	0.0%
Travel-Inst-Meals-Emp	518020	46	150	150	150	-	0.0%
Travel-Inst-Lodging-Emp	518030	240	200	200	200	-	0.0%
Travel-Inst-Incidentals-Emp	518040	153	100	100	200	100	100.0%
Travel-Inst-Auto Mileage-Nonemp	518300	2,610	11,500	11,500	5,000	(6,500)	-56.5%
Travel-Inst-Meals-Nonemp	518320	590	725	725	750	25	3.4%
Travel-Outst-Auto Mileage-Emp	518500	1,763	2,150	2,150	2,000	(150)	-7.0%

State of Vermont

Organization: 1140010000 - Tax - administration/collection

		FY2016 Actuals	FY2017 Original As Passed Budget	FY2017 Governor's BAA Recommended Budget	FY2018 Governor's Recommended Budget	Difference Between FY2018 Governor's Recommend and FY2017 As Passed	Percent Change FY2018 Governor's Recommend and FY2017 As Passed
Travel							
Travel-Outst-Other Trans-Emp	518510	8,418	7,200	7,200	8,500	1,300	18.1%
Travel-Outst-Meals-Emp	518520	1,496	2,800	2,800	2,000	(800)	-28.6%
Travel-Outst-Lodging-Emp	518530	8,205	10,300	10,300	9,000	(1,300)	-12.6%
Travel-Outst-Incidentals-Emp	518540	435	700	700	500	(200)	-28.6%
Total: Travel		98,993	121,531	121,531	108,300	(13,231)	-10.9%

		FY2016 Actuals	FY2017 Original As Passed Budget	FY2017 Governor's BAA Recommended Budget	FY2018 Governor's Recommended Budget	Difference Between FY2018 Governor's Recommend and As Passed	Percent Change FY2018 Governor's Recommend and As Passed
Rentals							
Description	Code						
Software-License-Security	516554	-	-	-	125,846	125,846	0.0%
Total: Rentals		-	-	-	125,846	125,846	0.0%

Total: 2. OPERATING	3,889,531	3,775,766	3,775,766	5,117,491	1,341,725	35.5%
----------------------------	------------------	------------------	------------------	------------------	------------------	--------------

Budget Object Group: 3. GRANTS

		FY2016 Actuals	FY2017 Original As Passed Budget	FY2017 Governor's BAA Recommended Budget	FY2018 Governor's Recommended Budget	Difference Between Recommend and As Passed	Percent Change Recommend and As Passed
Grants Rollup							
Description	Code						
Grants To Municipalities	550000	-	-	-	-	-	0.0%
Total: Grants Rollup		-	-	-	-	-	0.0%

Total: 3. GRANTS	-	-	-	-	-	0.0%
-------------------------	----------	----------	----------	----------	----------	-------------

Total Expenses:	17,732,185	17,862,730	17,862,730	19,589,430	1,726,700	9.7%
------------------------	-------------------	-------------------	-------------------	-------------------	------------------	-------------

State of Vermont

Organization: 1140010000 - Tax - administration/collection

Fund Name	Fund Code	FY2016 Actuals	FY2017 Original As Passed Budget	FY2017 Governor's BAA Recommended Budget	FY2018 Governor's Recommended Budget	Difference Between FY2018 Governor's Recommend and FY2017 As Passed	Percent Change FY2018 Governor's Recommend and FY2017 As Passed
General Fund	10000	16,108,997	16,349,276	16,349,276	18,075,976	1,726,700	10.6%
Inter-Unit Transfers Fund	21500	142,566	142,566	142,566	142,566	-	0.0%
Tax-Miscellaneous Fees	21590	392,882	392,888	392,888	392,888	-	0.0%
Tax-Local Option Process Fees	21591	519,726	460,000	460,000	460,000	-	0.0%
Tax-Current Use Admin	21594	525,039	518,000	518,000	518,000	-	0.0%
VT Green Up Check Off	63138	42,975	-	-	-	-	0.0%
Funds Total:		17,732,185	17,862,730	17,862,730	19,589,430	1,726,700	9.7%
Position Count					163.00		
FTE Total					163.00		

Personnel Summary Reports

Department of Taxes



Attachment 6

**FY 2018 Budget
Submission**

State of Vermont

FY2018 Governor's Recommended Budget Position Summary Report

I140010000-Tax - administration/collection

Position Number	Classification	FTE	Count	Gross Salary	Benefits Total	Statutory Total	Total
080001	004002 - Tax Clerk II	1.00	1.00	47,362	25,990	3,623	76,975
080002	040100 - Director Taxpayer Services	1.00	1.00	86,507	26,473	6,617	119,597
080004	208801 - Business Analyst AC: Tax	1.00	1.00	77,917	37,717	5,961	121,595
080006	038410 - PVR Compliance Program Mgr	1.00	1.00	85,800	16,372	6,564	108,736
080010	089080 - Financial Manager I	1.00	1.00	55,182	28,252	4,221	87,655
080011	089020 - Financial Specialist I	1.00	1.00	40,373	8,047	3,088	51,508
080012	089190 - Administrative Srvc Tech III	1.00	1.00	40,373	24,739	3,088	68,200
080014	089210 - Administrative Srvc Tech IV	1.00	1.00	53,664	30,370	4,105	88,139
080015	039200 - Tax Examiner IV	1.00	1.00	46,363	17,466	3,547	67,376
080017	039200 - Tax Examiner IV	1.00	1.00	65,312	12,510	4,996	82,818
080020	089190 - Administrative Srvc Tech III	1.00	1.00	39,104	7,820	2,991	49,915
080020	089190 - Administrative Srvc Tech III	1.00	1.00	36,691	15,735	2,807	55,233

State of Vermont

FY2018 Governor's Recommended Budget Position Summary Report

I140010000-Tax - administration/collection

Position Number	Classification	FTE	Count	Gross Salary	Benefits Total	Statutory Total	Total
080021	089210 - Administrative Svcs Tech IV	1.00	1.00	47,840	17,730	3,660	69,230
080022	208801 - Business Analyst AC: Tax	1.00	1.00	57,304	27,769	4,384	89,457
080023	436500 - Tax Compliance Officer I	1.00	1.00	37,336	7,505	2,856	47,697
080025	208801 - Business Analyst AC: Tax	1.00	1.00	63,128	35,070	4,829	103,027
080026	004003 - Tax Clerk III	1.00	1.00	45,843	31,978	3,507	81,328
080028	208801 - Business Analyst AC: Tax	1.00	1.00	57,304	27,769	4,384	89,457
080029	057200 - Info Tech Spec II	1.00	1.00	61,797	20,227	4,727	86,751
080031	436100 - Tax Compliance Officer II	1.00	1.00	42,120	16,706	3,222	62,048
080032	036601 - Tax Compliance Section Chief	1.00	1.00	74,048	37,024	5,665	116,737
080035	062300 - Prop Valu Dist Advisor	1.00	1.00	65,416	29,220	5,005	99,641
080036	239500 - Tax Research Statistician	1.00	1.00	60,902	20,067	4,659	85,628
080038	037700 - Tax Examiner II	1.00	1.00	44,928	8,863	3,437	57,228

State of Vermont

FY2018 Governor's Recommended Budget Position Summary Report

I140010000-Tax - administration/collection

Position Number	Classification	FTE	Count	Gross Salary	Benefits Total	Statutory Total	Total
080039	006100 - Senior Data Technician	1.00	1.00	33,738	24,415	2,581	60,734
080040	089030 - Financial Specialist II	1.00	1.00	52,229	18,514	3,995	74,738
080041	039200 - Tax Examiner IV	1.00	1.00	65,312	20,856	4,996	91,164
080042	500090 - Tax Field Audit Section Chief	1.00	1.00	64,979	12,450	4,971	82,400
080045	630400 - Information Secur Analyst II	1.00	1.00	76,170	14,452	5,827	96,449
080046	010500 - Tax Compliance Data Analyst	1.00	1.00	49,067	27,158	3,753	79,978
080047	037800 - Tax Examiner III	1.00	1.00	45,427	8,952	3,475	57,854
080049	039201 - Tax Examiner V	1.00	1.00	55,744	33,749	4,264	93,757
080050	037801 - Tax Education Specialist	1.00	1.00	51,646	18,411	3,951	74,008
080051	436100 - Tax Compliance Officer II	1.00	1.00	53,664	18,771	4,105	76,540
080052	037770 - Tax Field Auditor I	1.00	1.00	43,867	26,228	3,356	73,451
080053	037200 - Tax Field Auditor III	1.00	1.00	59,550	34,430	4,555	98,535

State of Vermont

FY2018 Governor's Recommended Budget Position Summary Report

I140010000-Tax - administration/collection

Position Number	Classification	FTE	Count	Gross Salary	Benefits Total	Statutory Total	Total
080055	062300 - Prop Valu Dist Advisor	1.00	1.00	63,648	28,904	4,869	97,421
080056	555001 - Research Economist	1.00	1.00	63,128	7,845	4,829	75,802
080058	036300 - Tax Compliance Officer III	1.00	1.00	46,883	32,164	3,587	82,634
080059	028700 - Tax Field Auditor II	1.00	1.00	53,019	27,002	4,056	84,077
080062	208801 - Business Analyst AC: Tax	1.00	1.00	61,173	11,769	4,680	77,622
080064	089210 - Administrative Srvc Tech IV	1.00	1.00	55,182	27,389	4,221	86,792
080065	436500 - Tax Compliance Officer I	1.00	1.00	38,626	16,081	2,955	57,662
080067	037770 - Tax Field Auditor I	1.00	1.00	65,250	12,498	4,991	82,739
080070	208801 - Business Analyst AC: Tax	1.00	1.00	59,155	19,754	4,526	83,435
080071	089240 - Administrative Srvc Cord III	1.00	1.00	69,222	29,901	5,296	104,419
080073	037803 - Lead Tax Policy Analyst	1.00	1.00	67,122	21,179	5,135	93,436
080077	089210 - Administrative Srvc Tech IV	1.00	1.00	46,363	17,466	3,547	67,376

State of Vermont

FY2018 Governor's Recommended Budget Position Summary Report

I140010000-Tax - administration/collection

Position Number	Classification	FTE	Count	Gross Salary	Benefits Total	Statutory Total	Total
080081	478100 - Business Process Manager	1.00	1.00	66,934	21,145	5,121	93,200
080082	460200 - Senior Systems Developer	1.00	1.00	81,058	38,279	6,201	125,538
080083	039200 - Tax Examiner IV	1.00	1.00	56,555	20,915	4,326	81,796
080085	037700 - Tax Examiner II	1.00	1.00	50,814	9,915	3,887	64,616
080086	042000 - Tax Policy Analyst	1.00	1.00	64,979	31,152	4,971	101,102
080089	068400 - Technical Project Manager	1.00	1.00	65,250	35,450	4,991	105,691
080090	004003 - Tax Clerk III	1.00	1.00	45,843	17,372	3,507	66,722
080091	037700 - Tax Examiner II	1.00	1.00	39,395	7,872	3,014	50,281
080093	028700 - Tax Field Auditor II	1.00	1.00	53,019	10,310	4,056	67,385
080094	037770 - Tax Field Auditor I	1.00	1.00	43,867	8,673	3,356	55,896
080095	028500 - Tax Field Auditor IV	1.00	1.00	67,517	35,856	5,165	108,538
080097	088800 - Tax Internal Audit Sect Chief	1.00	1.00	60,902	28,413	4,659	93,974

State of Vermont

FY2018 Governor's Recommended Budget Position Summary Report

I140010000-Tax - administration/collection

Position Number	Classification	FTE	Count	Gross Salary	Benefits Total	Statutory Total	Total
080100	058500 - Info Tech Manager III	1.00	1.00	115,627	44,730	8,846	169,203
080101	058000 - Systems Developer II	1.00	1.00	61,797	28,573	4,727	95,097
080102	436500 - Tax Compliance Officer I	1.00	1.00	38,626	30,687	2,955	72,268
080103	037800 - Tax Examiner III	1.00	1.00	46,883	17,558	3,587	68,028
080104	208801 - Business Analyst AC: Tax	1.00	1.00	63,128	12,118	4,829	80,075
080105	037800 - Tax Examiner III	1.00	1.00	50,045	32,730	3,829	86,604
080106	006100 - Senior Data Technician	1.00	1.00	43,326	16,922	3,314	63,562
080107	089130 - Financial Director I	1.00	1.00	75,982	22,765	5,813	104,560
080108	208801 - Business Analyst AC: Tax	1.00	1.00	65,250	29,190	4,991	99,431
080110	010500 - Tax Compliance Data Analyst	1.00	1.00	63,648	22,184	4,869	90,701
080111	436100 - Tax Compliance Officer II	1.00	1.00	42,120	25,052	3,222	70,394
080112	436100 - Tax Compliance Officer II	1.00	1.00	50,814	18,261	3,887	72,962

State of Vermont

FY2018 Governor's Recommended Budget Position Summary Report

I140010000-Tax - administration/collection

Position Number	Classification	FTE	Count	Gross Salary	Benefits Total	Statutory Total	Total
080113	039201 - Tax Examiner V	1.00	1.00	53,976	10,482	4,130	68,588
080118	088800 - Tax Internal Audit Sect Chief	1.00	1.00	67,122	29,525	5,135	101,782
080119	028100 - Comp Prjct Mgr and Data Analys	1.00	1.00	67,122	21,179	5,135	93,436
080120	042000 - Tax Policy Analyst	1.00	1.00	69,326	13,228	5,303	87,857
080121	004800 - Program Technician II	1.00	1.00	42,973	8,512	3,287	54,772
080122	480902 - Current Use Program Spec III	1.00	1.00	46,363	9,120	3,547	59,030
080125	039200 - Tax Examiner IV	1.00	1.00	65,312	22,482	4,996	92,790
080126	037700 - Tax Examiner II	1.00	1.00	40,810	16,471	3,122	60,403
080128	436500 - Tax Compliance Officer I	1.00	1.00	37,336	24,197	2,856	64,389
080130	037600 - Tax Examiner I	1.00	1.00	37,336	25,060	2,856	65,252
080132	037600 - Tax Examiner I	1.00	1.00	37,336	25,060	2,856	65,252
080133	028500 - Tax Field Auditor IV	1.00	1.00	63,128	28,810	4,829	96,767

State of Vermont

FY2018 Governor's Recommended Budget Position Summary Report

I140010000-Tax - administration/collection

Position Number	Classification	FTE	Count	Gross Salary	Benefits Total	Statutory Total	Total
080137	001800 - Legal Assistant	1.00	1.00	52,270	18,523	3,999	74,792
080139	037800 - Tax Examiner III	1.00	1.00	53,019	27,002	4,056	84,077
080140	037700 - Tax Examiner II	1.00	1.00	40,810	16,471	3,122	60,403
080141	026500 - Assistant Director of Tax Comp	1.00	1.00	68,890	36,260	5,270	110,420
080142	062100 - Current Use Programs Chief	1.00	1.00	77,917	14,765	5,961	98,643
080144	039201 - Tax Examiner V	1.00	1.00	55,744	19,143	4,264	79,151
080145	536000 - AsstDirector Taxpayer Services	1.00	1.00	73,611	36,947	5,631	116,189
080146	037700 - Tax Examiner II	1.00	1.00	40,810	8,125	3,122	52,057
080148	062300 - Prop Valu Dist Advisor	1.00	1.00	57,928	19,534	4,432	81,894
080150	039200 - Tax Examiner IV	1.00	1.00	49,650	9,708	3,798	63,156
080151	039200 - Tax Examiner IV	1.00	1.00	53,019	33,262	4,056	90,337
080152	480902 - Current Use Program Spec III	1.00	1.00	51,272	18,343	3,922	73,537

State of Vermont

FY2018 Governor's Recommended Budget Position Summary Report

I140010000-Tax - administration/collection

Position Number	Classification	FTE	Count	Gross Salary	Benefits Total	Statutory Total	Total
080155	037700 - Tax Examiner II	1.00	1.00	40,810	24,817	3,122	68,749
080156	037802 - Tax Education Supervisor	1.00	1.00	63,648	28,904	4,869	97,421
080157	039204 - Real Estate Transact Exam III	1.00	1.00	46,883	17,558	3,587	68,028
080159	010500 - Tax Compliance Data Analyst	1.00	1.00	57,928	27,880	4,432	90,240
080160	480902 - Current Use Program Spec III	1.00	1.00	46,363	9,120	3,547	59,030
080163	028900 - Taxpayer Advocate	1.00	1.00	87,838	33,232	6,720	127,790
080164	058100 - Systems Developer III	1.00	1.00	64,979	35,402	4,971	105,352
080165	436100 - Tax Compliance Officer II	1.00	1.00	46,363	17,466	3,547	67,376
080166	062200 - Prop Valu Dist Advis Supv	1.00	1.00	71,656	13,644	5,482	90,782
080167	039200 - Tax Examiner IV	1.00	1.00	49,650	26,400	3,798	79,848
080169	057200 - Info Tech Spec II	1.00	1.00	61,797	20,227	4,727	86,751
080170	058100 - Systems Developer III	1.00	1.00	74,048	22,418	5,665	102,131

State of Vermont

FY2018 Governor's Recommended Budget Position Summary Report

I140010000-Tax - administration/collection

Position Number	Classification	FTE	Count	Gross Salary	Benefits Total	Statutory Total	Total
080171	058100 - Systems Developer III	1.00	1.00	58,635	11,315	4,485	74,435
080172	550100 - Systems Quality Assurance Anal	1.00	1.00	63,128	20,464	4,829	88,421
080173	001700 - WEB DESIGN AND INFO MANG COOR	1.00	1.00	52,562	33,181	4,021	89,764
080175	202203 - Data Technician	1.00	1.00	43,867	17,019	3,356	64,242
080176	202203 - Data Technician	1.00	1.00	40,394	24,743	3,090	68,227
080177	037800 - Tax Examiner III	1.00	1.00	61,651	20,200	4,716	86,567
080178	088800 - Tax Internal Audit Sect Chief	1.00	1.00	67,122	21,179	5,135	93,436
080179	062200 - Prop Valu Dist Advis Supv	1.00	1.00	69,326	29,920	5,303	104,549
080180	062300 - Prop Valu Dist Advisor	1.00	1.00	57,928	31,133	4,432	93,493
080183	020200 - Mail & Supply Clerk	1.00	1.00	40,165	30,962	3,072	74,199
080185	039201 - Tax Examiner V	1.00	1.00	55,744	27,489	4,264	87,497
080186	037804 - Tax Program Training Specialis	1.00	1.00	57,304	11,077	4,384	72,765

State of Vermont

FY2018 Governor's Recommended Budget Position Summary Report

I140010000-Tax - administration/collection

Position Number	Classification	FTE	Count	Gross Salary	Benefits Total	Statutory Total	Total
080187	036300 - Tax Compliance Officer III	1.00	1.00	56,680	33,917	4,336	94,933
080189	037700 - Tax Examiner II	1.00	1.00	47,840	17,730	3,660	69,230
080190	062300 - Prop Valu Dist Advisor	1.00	1.00	56,035	10,849	4,287	71,171
080192	089030 - Financial Specialist II	1.00	1.00	43,555	16,963	3,332	63,850
080193	089020 - Financial Specialist I	1.00	1.00	42,890	31,450	3,281	77,621
080194	039200 - Tax Examiner IV	1.00	1.00	53,019	10,310	4,056	67,385
080197	058100 - Systems Developer III	1.00	1.00	71,656	36,596	5,482	113,734
080199	058100 - Systems Developer III	1.00	1.00	67,122	35,785	5,135	108,042
080202	037800 - Tax Examiner III	1.00	1.00	48,464	17,842	3,708	70,014
080203	037600 - Tax Examiner I	1.00	1.00	38,626	16,081	2,955	57,662
080204	500090 - Tax Field Audit Section Chief	1.00	1.00	62,878	12,074	4,810	79,762
080205	037770 - Tax Field Auditor I	1.00	1.00	50,045	26,470	3,829	80,344

State of Vermont

FY2018 Governor's Recommended Budget Position Summary Report

I140010000-Tax - administration/collection

Position Number	Classification	FTE	Count	Gross Salary	Benefits Total	Statutory Total	Total
080206	037770 - Tax Field Auditor I	1.00	1.00	43,867	8,673	3,356	55,896
080207	028700 - Tax Field Auditor II	1.00	1.00	53,019	18,656	4,056	75,731
080209	088800 - Tax Internal Audit Sect Chief	1.00	1.00	60,902	39,145	4,659	104,706
080210	506800 - Tax Compliance Corp Audit Spec	1.00	1.00	62,379	29,540	4,772	96,691
080211	037200 - Tax Field Auditor III	1.00	1.00	55,744	33,749	4,264	93,757
080213	028700 - Tax Field Auditor II	1.00	1.00	53,019	18,656	4,056	75,731
080214	028700 - Tax Field Auditor II	1.00	1.00	54,288	33,489	4,153	91,930
080215	037700 - Tax Examiner II	1.00	1.00	40,810	16,471	3,122	60,403
080216	037700 - Tax Examiner II	1.00	1.00	43,555	8,617	3,332	55,504
080217	037770 - Tax Field Auditor I	1.00	1.00	50,045	32,730	3,829	86,604
080218	550100 - Systems Quality Assurance Anal	1.00	1.00	55,182	28,252	4,221	87,655
080220	208801 - Business Analyst AC: Tax	1.00	1.00	69,722	36,250	5,334	111,306

State of Vermont

FY2018 Governor's Recommended Budget Position Summary Report

I140010000-Tax - administration/collection

Position Number	Classification	FTE	Count	Gross Salary	Benefits Total	Statutory Total	Total
080221	089410 - Administrative Svcs Dir III	1.00	1.00	98,301	26,984	7,520	132,805
080222	081800 - Paralegal Technician I	1.00	1.00	41,226	16,546	3,154	60,926
080223	037801 - Tax Education Specialist	1.00	1.00	43,867	26,228	3,356	73,451
080224	037700 - Tax Examiner II	1.00	1.00	39,395	25,427	3,014	67,836
080225	089070 - Financial Administrator III	1.00	1.00	52,083	27,698	3,984	83,765
087001	90120A - Commissioner	1.00	1.00	108,098	13,095	8,269	129,462
087002	90570D - Deputy Commissioner	1.00	1.00	102,107	42,280	7,812	152,199
087003	95867E - Staff Attorney II	1.00	1.00	60,237	34,692	4,608	99,537
087004	95870E - General Counsel I	1.00	1.00	-	18,379	-	18,379
087006	95868E - Staff Attorney III	1.00	1.00	75,754	22,724	5,795	104,273
087008	95869E - Staff Attorney IV	1.00	1.00	74,235	37,229	5,679	117,143
087010	95570B - Dir Prop Valu&Review	1.00	1.00	77,875	14,758	5,957	98,590

State of Vermont

FY2018 Governor's Recommended Budget Position Summary Report

I140010000-Tax - administration/collection

Position Number	Classification	FTE	Count	Gross Salary	Benefits Total	Statutory Total	Total
087011	95869E - Staff Attorney IV	1.00	1.00	98,280	21,953	7,518	127,751
087012	95869E - Staff Attorney IV	1.00	1.00	82,971	33,195	6,347	122,513
087014	91110E - Economist	1.00	1.00	77,605	17,801	5,937	101,343
087017	95868E - Staff Attorney III	1.00	1.00	64,688	29,239	4,949	98,876
087018	95360E - Principal Assistant	1.00	1.00	70,054	21,704	5,359	97,117
087019	91590E - Private Secretary	1.00	1.00	37,336	4,977	2,856	45,169
Total		163.00	163.00	9,254,480	3,661,042	707,965	13,623,487

Fund Code	Fund Name	FTE	Count	Gross Salary	Benefits Total	Statutory Total	Total
10000	General Fund	163.00	163.00	9,254,480	3,661,042	707,965	13,623,487
Total		163.00	163.00	9,254,480	3,661,042	707,965	13,623,487

Organizational Charts

Department of Taxes

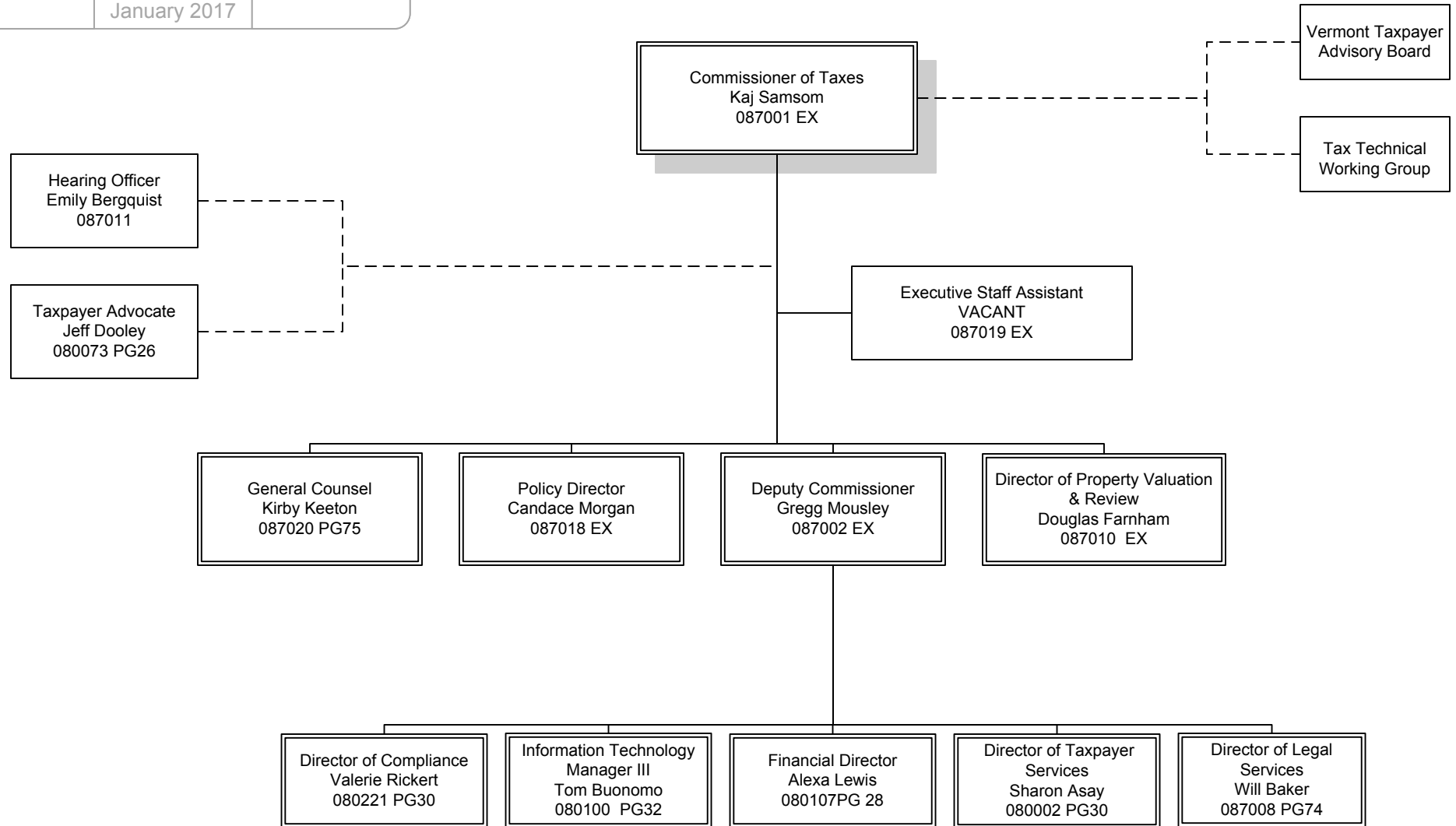



Attachment 7

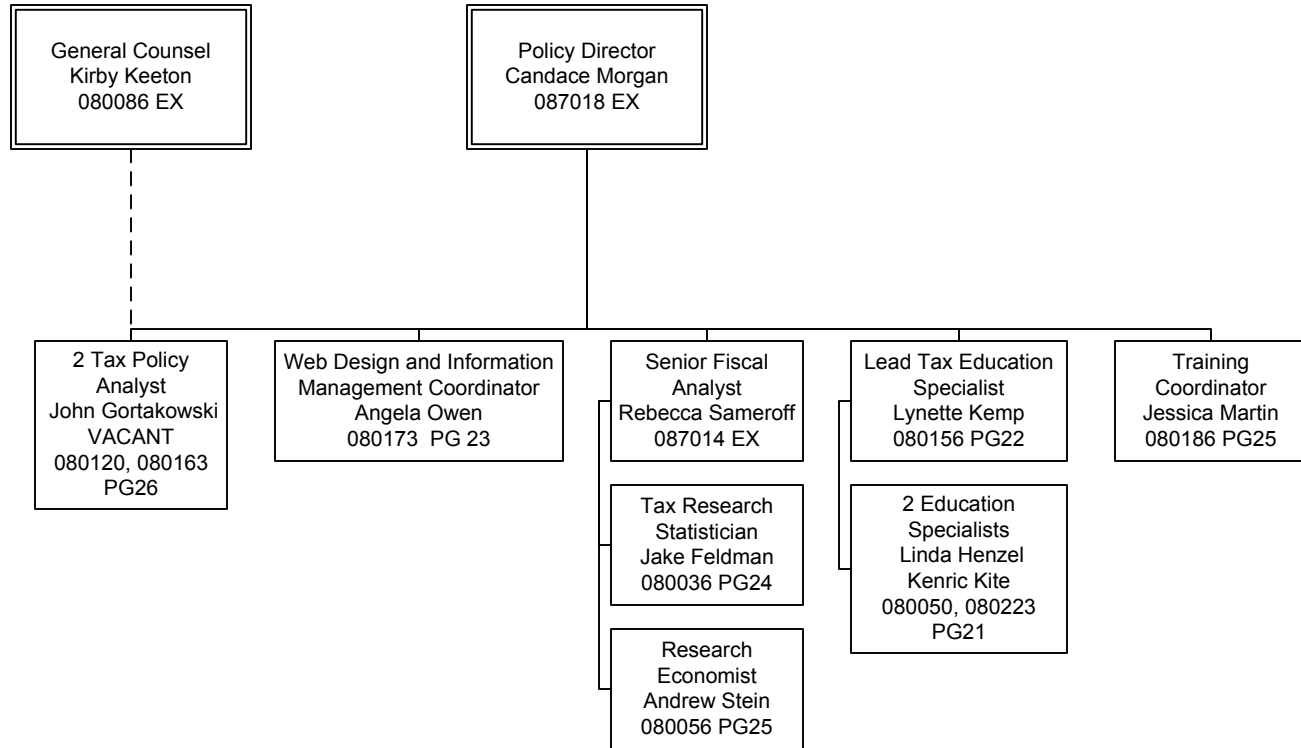
**FY 2018 Budget
Submission**

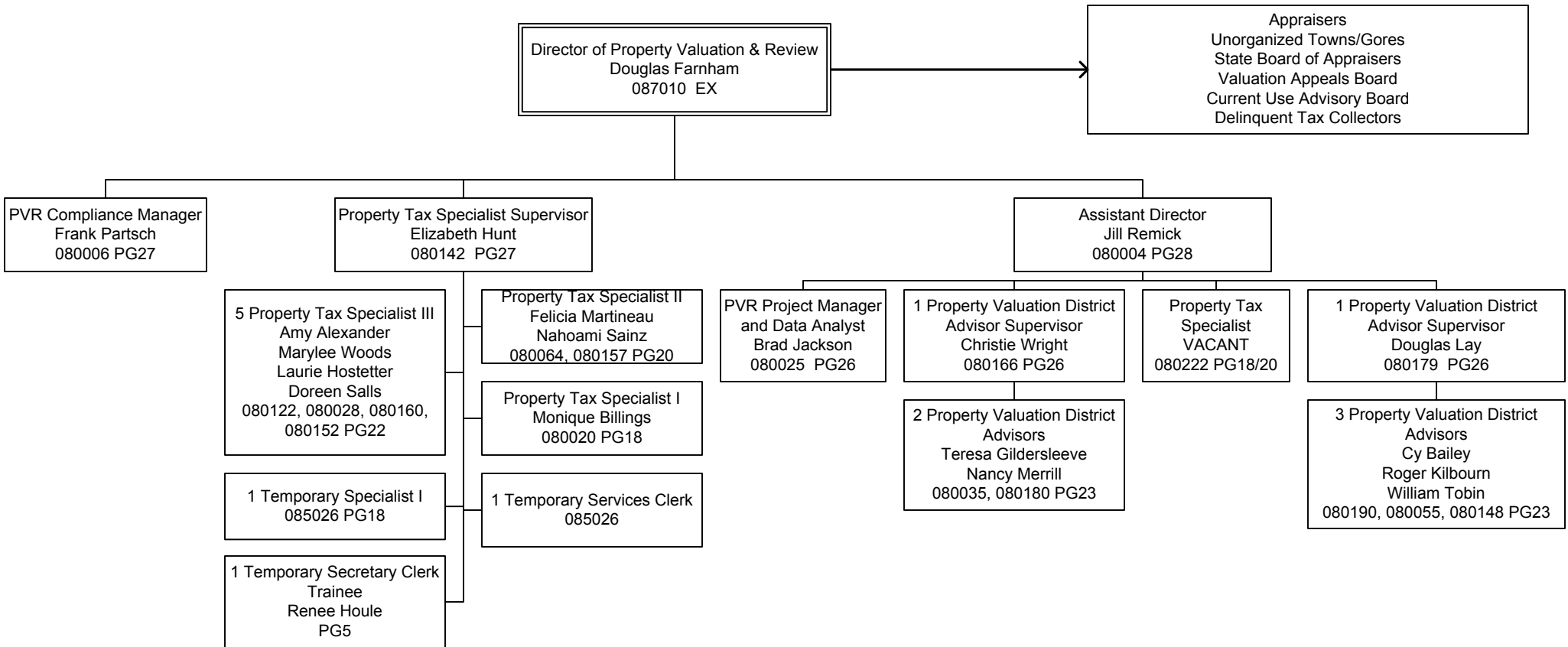
Vermont Department of Taxes-Executive Staff

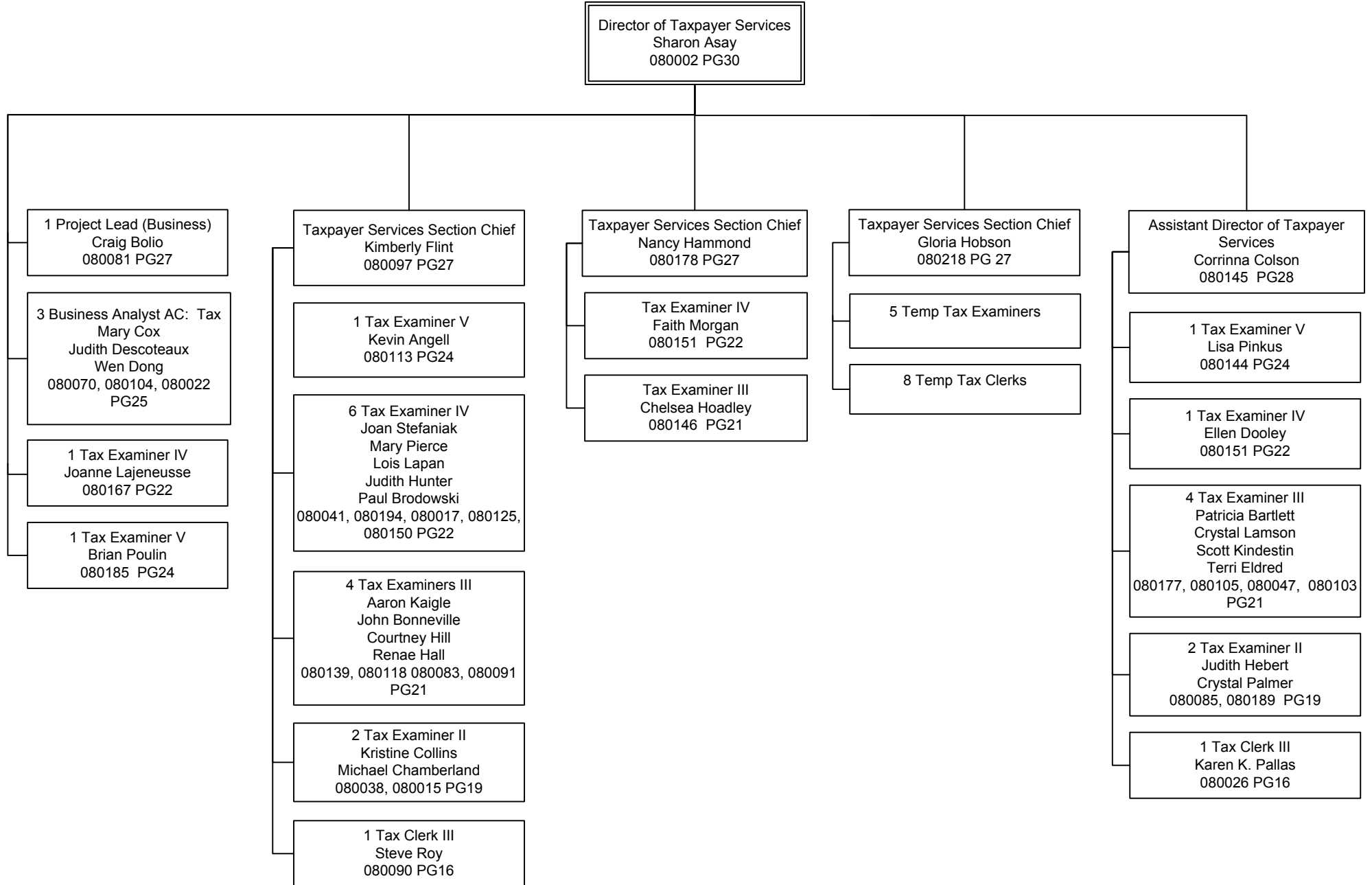
January 2017

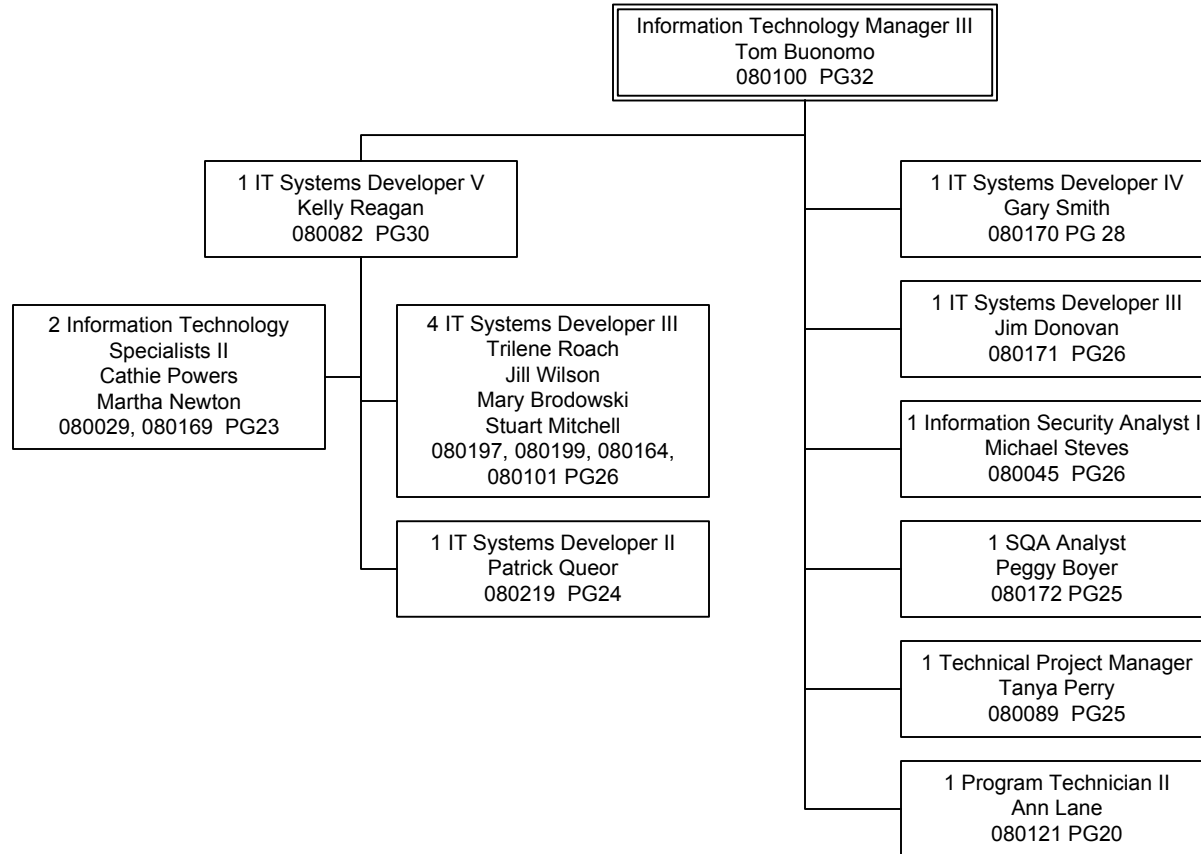


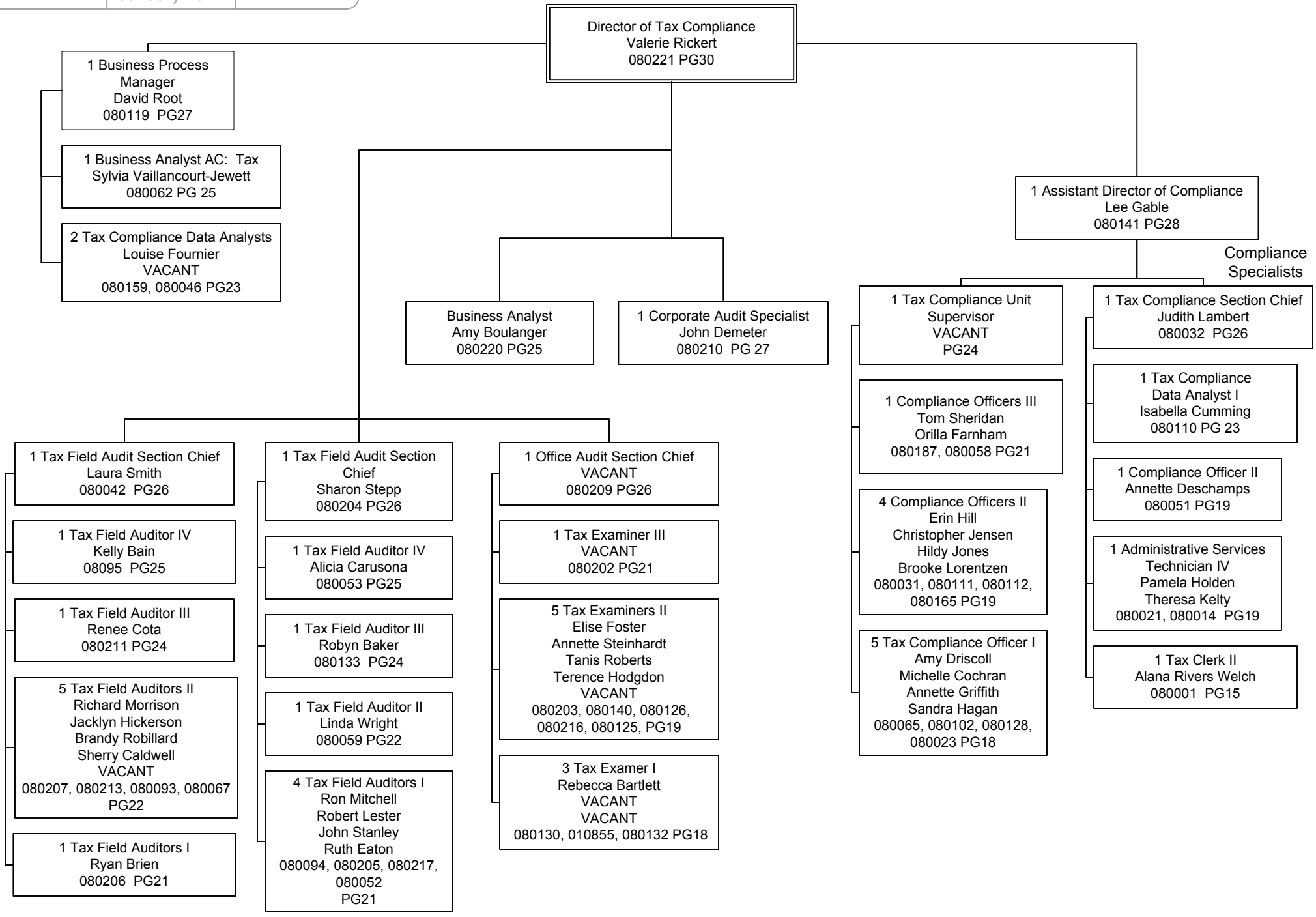


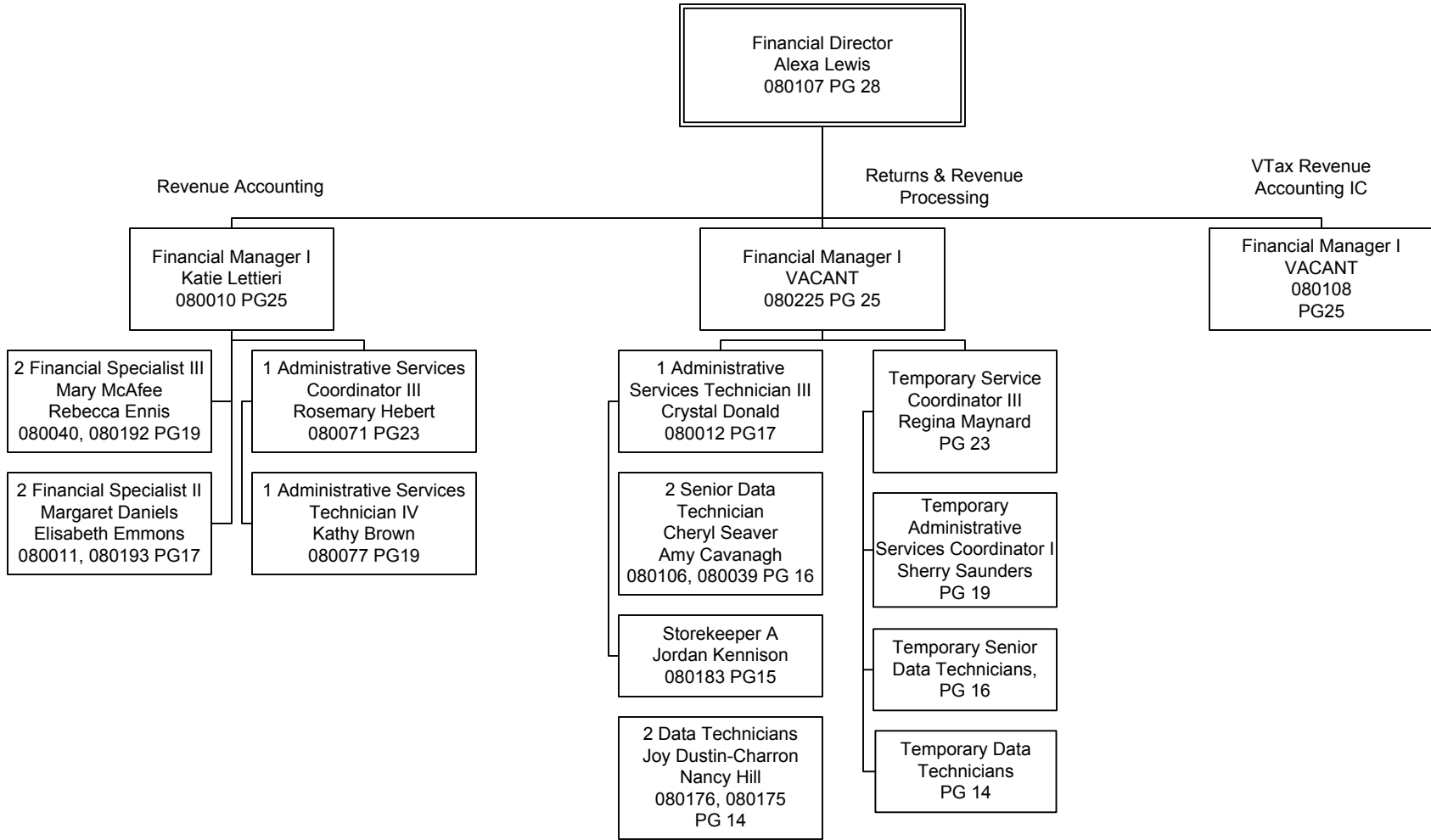












Federal Receipts, Interdepartmental Receipts & Grants Out

Department of Taxes



Section 8

**FY 2018 Budget
Submission**

State of Vermont

Interdepartmental Transfer Fund

Department: 1140010000 - Tax - administration/collection

Budget Request Code	Fund	Justification	Est Amount
7414	21500	01140; Administrative Charges to Special Funds	\$142,566
		Total	\$142,566

Carry Forward Report

 Department of Taxes



Attachment 9

**FY 2018 Budget
Submission**

Department of Taxes
Carryforward Projections

Program	Final Carryforward 6/30/2016	FY 2017 Appropriated Funding	FY 2017 Estimated Expenditures	Estimated Carryforward 6/30/2017
General Fund:				
Tax:	\$59,686	\$16,349,276	(\$16,408,962)	\$0
Total General Fund:	\$59,686	\$16,349,276	(\$16,408,962)	\$0
TOTALS:	\$59,686	\$16,349,276	(\$16,408,962)	\$0